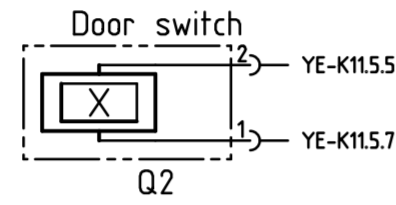
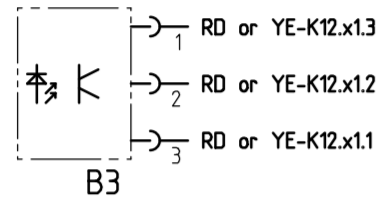
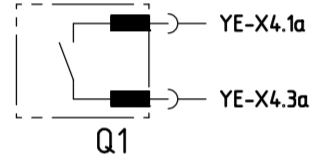


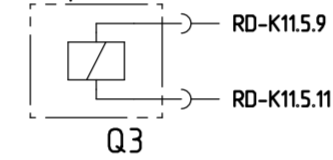
Low rinse aid sensor



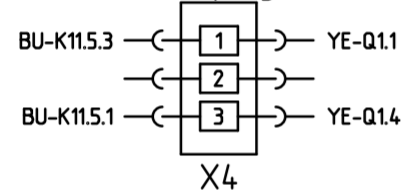
Main switch



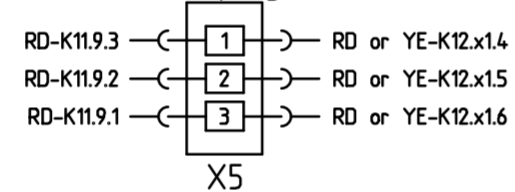
Dispenser coil



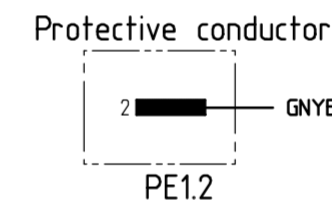
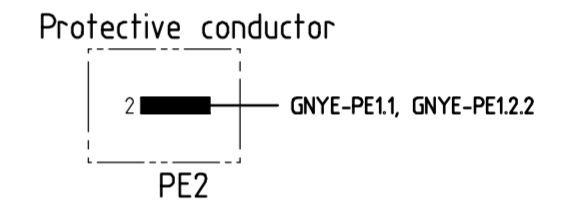
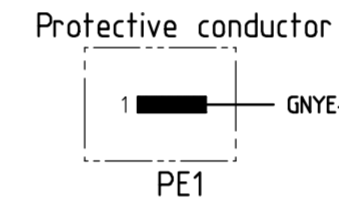
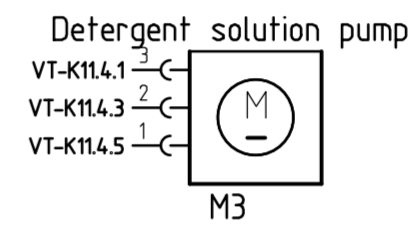
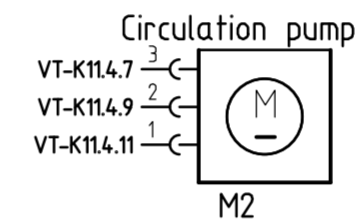
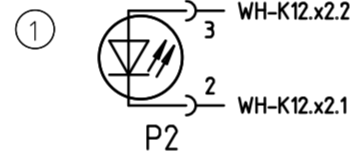
Coupling



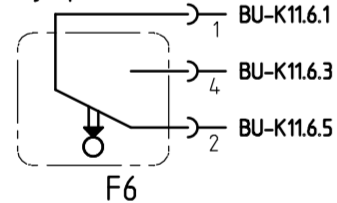
Coupling



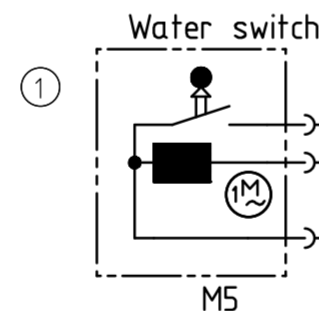
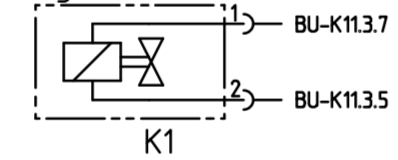
On light



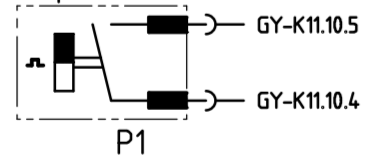
Safety pressure switch



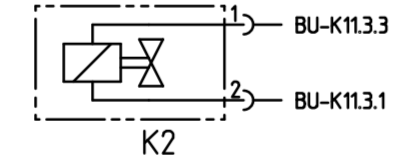
Regeneration valve



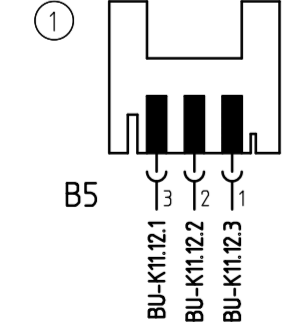
Impeller meter



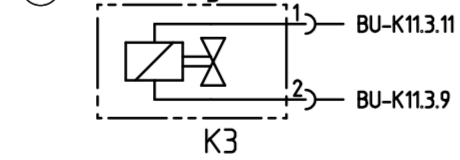
Filler valve



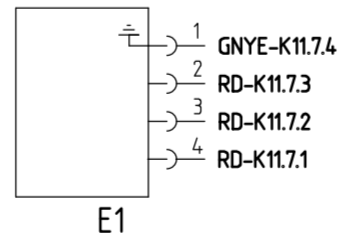
Aqua sensor



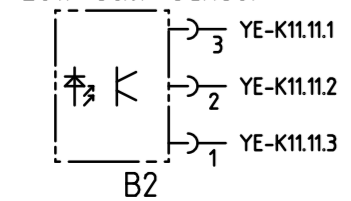
Drainage valve



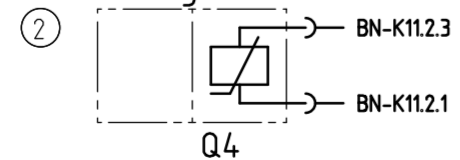
Heater



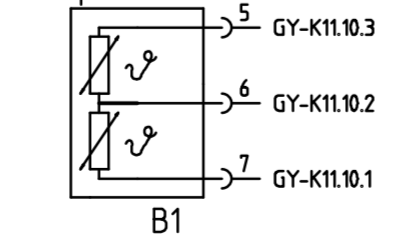
Low salt sensor



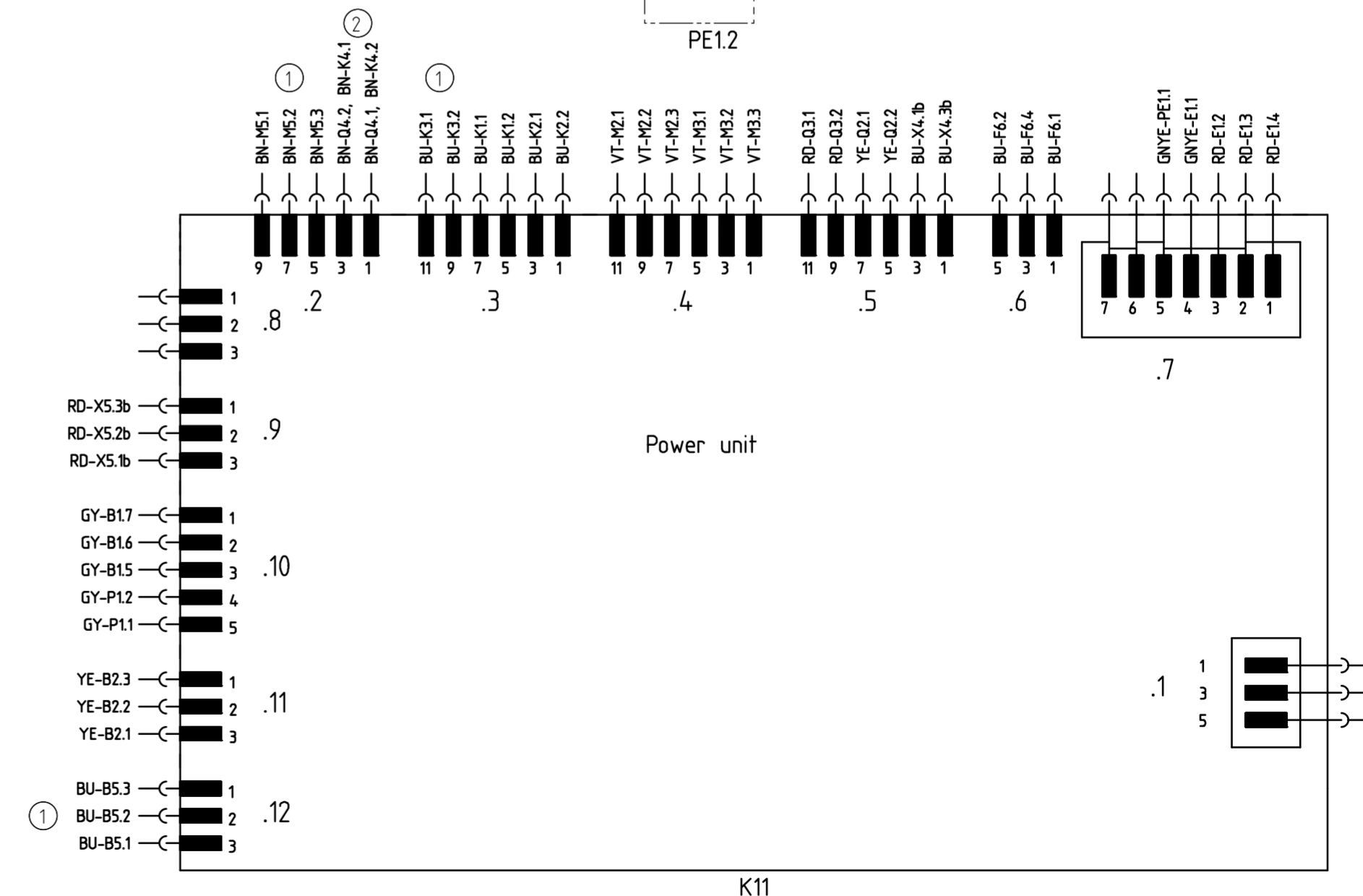
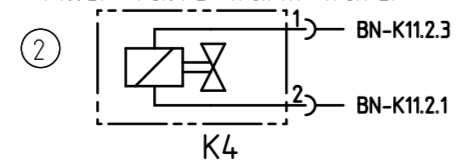
Drainage actuator



Temperature sensor



Filler valve warm water

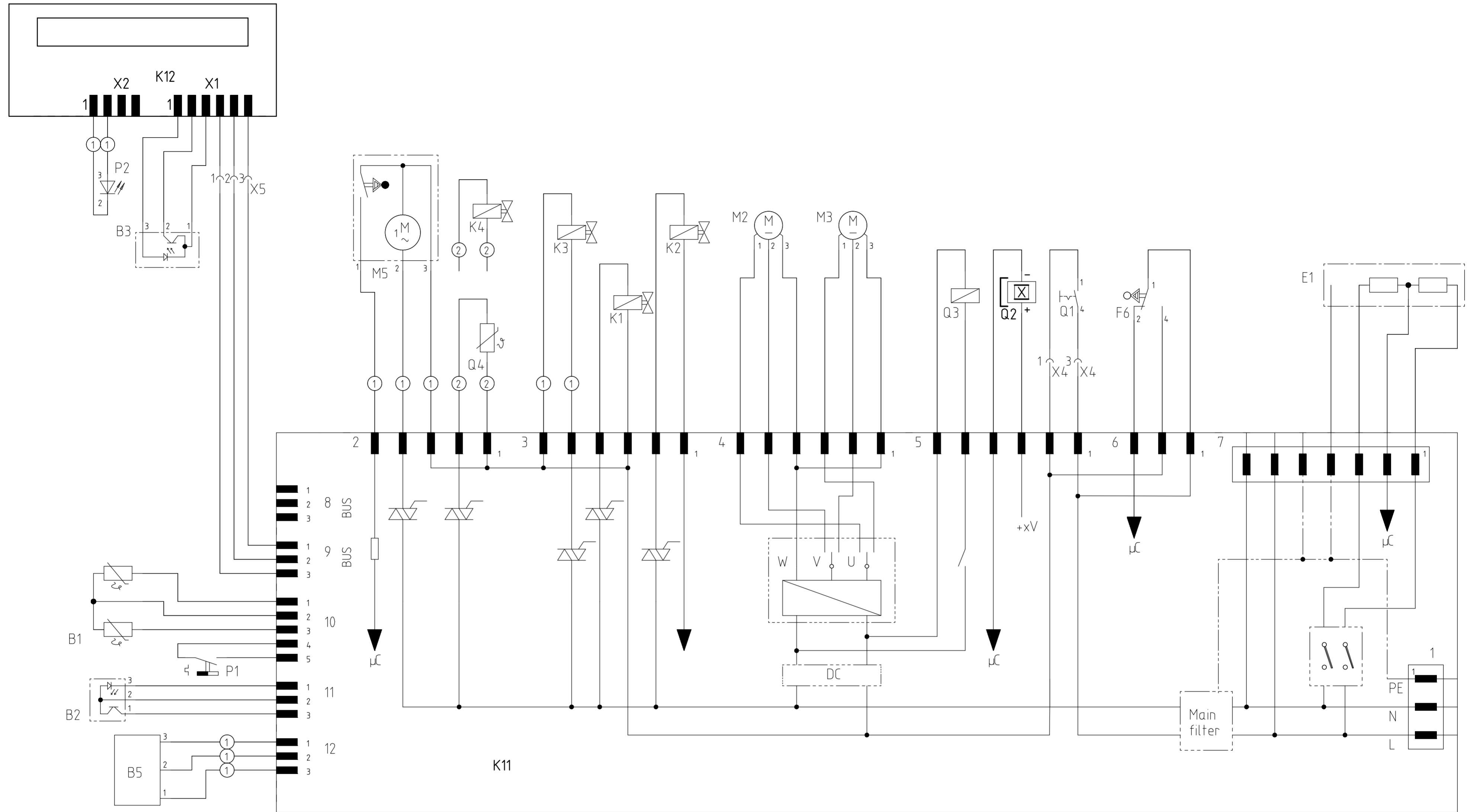


① Fitted depending on features

② Q4: only by storage tank, K4: only by 2 aquastop

Designation	LCS	Document No.	Rev	Sheet-No.
Connection Diagram	EN	5600 0000148121	E	1
GV 640A EK und MK-Varianter		Material No. 9000250199		of 1

The reproduction, transmission or use of this document or its contents is not permitted without express written authority. Offenders will be liable for damages. All rights including rights created by patent grant or registration of a utility model or design are reserved. Copyright reserved.



1 2 3 4 5 6 7 8 9 10 11 12 13 14 15 16 17 18 19 20 21 22 23 24 25 26 27 28 29 30 31 32 33 34 35 36 37 38 39 40 41 42 43 44 45 46 47 48 49 50 51 52 53

REF	Components	Path	REF	Components	Path
B1	Temperature sensor NTC	5	P1	Impeller meter	6-8
B2	Low salt sensor optical	4	P2	On light	3
B3	Low rinse aid sensor optical	5-6	Q1	Main switch	38
B5	Aqua sensor 1	6	Q2	Door switch	36
E1	Heater	47,48,50,51	Q3	Dispenser coil	34
F6	Safety pressure switch	40-41	Q4	Drainage actuator	17
K1	Regeneration valve	22			
K2	Filler valve	24			
K3	Drainage valve	20			
K4	Filler valve warm water	17			
K11	Power unit	9-51			
K12	Operating unit T	3-8			
M2	Circulation pump BLDC	26-27			
M3	Detergent solution pump BLDC	29-30			
M5	Water switch	12-15			

- ① Fitted depending on features
- ② Q4: only by storage tank, K4: only by second aquastop